



## *Product Catalog*

 "Nohmi Quality" you can trust



# *We give shape to the* **“FUTURE OF FIRE SAFETY”**

From the viewpoint of social safety and industrial risk management, there is an increasing demand for improvements in the quality of fire prevention.

Although it is obvious that safety is as important as air, people are only now re-evaluating safety and appreciating its importance.


It is already difficult to ensure safety even when a building is viewed from the simple container concept.

People now have diverse lifestyles so fire protection systems peculiar to the building must be constructed. As a result, we must understand both how buildings are used and the lifestyles of the occupants.





At the same time, unique, sophisticated fire protection technology is required to also take into account the construction and function of buildings as well as innovations in external cladding and internal finishing materials.

Take a look at our fire alarm systems. Nohmi's state-of -the-art technology features ingenious design combined with features that make our customers lives safer and more comfortable.



Nohmi's worldwide corporate brand identity, NOHMI, is based on this concept of providing each customer with the most suitable fire protection system for their needs by making the most of our advanced know-how gained over many years.




## Addressable fire alarm systems

	1. Addressable fire alarm control panels and annunciators	P3
	2. Analog addressable fire detectors 3. Addressable detector bases	P4
	4. Addressable modules	P5
	5. System monitoring program 6. Address setting unit	P8

## Conventional fire alarm systems

	1. Conventional fire alarm control panels and annunciators	P9
	2. Conventional fire detectors	P10









## Flame detectors

	Flame detectors and control panels	P11
-----------------------------------------------------------------------------------	------------------------------------	-----


## Aspirating smoke detection system

	Conventional aspirating smoke detector	P12
------------------------------------------------------------------------------------	----------------------------------------	-----



## Others

	1. Notification appliances	P13
	2. Manual stations 3. Location lamps 4. Remote indicator lamps	P13-14
	5. Combination boxes	P14
	6. Explosion proof devices	P14
	7. Fire door closing devices	P15
	8. Lightning arrester units	P15
	9. Flame monitoring system	P15
	10. Miscellaneous	P16

## Foam fire extinguishing systems

	Low to medium expansion foam fire extinguishing system	P17
-------------------------------------------------------------------------------------	--------------------------------------------------------	-----

## Nitrogen gas fire suppression systems

	1. Clean agent fire suppression systems & Components	P18
	2. Fire suppression system for object protection	P18

# Addressable fire alarm systems

## 1. Addressable fire alarm control panels and annunciators



Brochure

### Fire alarm control panels

#### [1] N3060



- 2 to 12 loops per FACP
- 127 or 255 addresses per loop selectable
- Max. 3,060 addresses per FACP
- 10.4 inch color touch screen
- MAX. 64 nodes per network
- NFPA Class A, B, and X (Style 4, 6, and 7) for SLC
- 4 NACs, 6.0A in total (optionally expandable up to 16A with an additional power supply unit)
- 2,500 events history buffer
- 110 to 240V, 50/60Hz for AC universal input
- 12Ah to 65Ah back up battery capacity
- UL listed



Data Sheets & Video

#### [2] N765



- 1 or 3 loops per FACP
- 127 or 255 addresses per loop selectable
- Max. 765 addresses per FACP
- 160 characters LCD (40 letters x 4 lines)
- MAX. 64 nodes per network
- NFPA Class A, B, and X (Style 4, 6, and 7) for SLC
- 2 NACs, 5.0A in total
- 4,000 events history buffer
- 110 to 240V, 50/60Hz for AC universal input
- 7Ah to 40Ah back up battery capacity
- UL listed



Data Sheet

### Annunciators

#### [1] LCD-type remote annunciator, FIRU009-R-LCD



- 40 letters x 4 lines LCD
- 11 status LEDs
- Key lock switch to protect system control switch operation
- 6 system control switches
- Built-in buzzer
- 24VDC for rated operating voltage
- UL listed



Data Sheet

#### [2] LED-type remote annunciator, FIRU009-R-LED



- 16 zones status indicators
- 6 system status LEDs
- Key lock switch to protect system control switch operation
- Built-in buzzer
- 24VDC for rated operating voltage
- UL listed

#### [3] LED driver module for mimic panel, PCA-N3060-LDM



- 32 LED driver outputs for zone status indications
- Consecutive or random zone number assignment available
- Audible alarm device (Built-in buzzer)
- Power supply status LED and signal transmission status LED
- 24VDC for rated operating voltage
- UL listed

## 2. Analog addressable fire detectors



Data Sheets

### Analog photoelectric smoke detector, FDKU033-D & FDKU033-D-X



- Very low profile (28.7mm/1.13 inch only in height)
- Wide alarm set-point range 5.1 to 11.0 %/m (1.57 to 3.50 %/foot)
- True analog detector
- UL listed smoke calibration and sensitivity
- IP42
- Simple and accurate address setting without mechanical switches
- LEDs for 360° viewing
- 22.0 to 24.0V for working voltage range of SLC
- UL listed (UL268 7<sup>th</sup> Edition)

### Analog fixed temperature heat detector, FDLU019-D-X



- Very low profile (30.7mm/1.21 inch only in height)
- 57°C to 85°C (135°F to 185°F) heat sensor
- True analog detector
- Ambient temperature listing of 0°C to 66°C (32°F to 150°F)
- Simple and accurate address setting without mechanical switches
- LEDs for 360° viewing
- 22.0 to 24.0V for working voltage range of SLC
- UL listed

### Analog rate-of-rise/fixed-temp. combination heat detector, FDHU003-D-X



- Very low profile (30.7mm/1.21 inch only in height)
- 57°C to 79°C (135°F to 174°F) heat sensor
- True analog detector for fixed temperature
- Rate-of-rise feature
- Rate-of-rise operates when the temperature increases 7°C to 8°C (12°F to 15°F) per minute occurs
- Simple and accurate address setting without mechanical switches
- LEDs for 360° viewing
- 22.0 to 24.0V for working voltage range of SLC
- UL listed

### Analog photoelectric projected beam smoke detector, FDGJ002-D-X



- Wide and high coverage within 100m distance
- Sensitivity drift compensation for contamination or a slight shift in the optical system
- Light synchronized system to prevent false alarms
- Simple optical axis setting
- Simple and accurate address setting without mechanical switches
- 24VDC for rated operating voltage of SLC



Data Sheet

## 3. Addressable detector bases



Data Sheets

### 2-terminal base, FZBU013-2Z



- Standard 2-wire detector base
- UL listed (UL268 7<sup>th</sup> Edition)

## 4-terminal base, FZBU013-4Z



- Standard 2-wire system with remote indication circuit
- UL listed (UL268 7<sup>th</sup> Edition)

## Isolator base, FZBU005-AIB



- Short circuit isolator integrated in detector base
- Self-restoring
- Optional locking tab to prevent unwanted removal
- 22.0 to 24.0V for working voltage range of SLC
- UL listed (UL268 7<sup>th</sup> Edition)

## Sounder base, FZBU005-ASB



- Integrated sounder in detector base
- Sound output at 75 dB (UL 464 listed)
- Sounder independent of detector
- May be mapped to any device connected to the control panel
- Simple and accurate address setting without mechanical switches
- Optional locking tab to prevent unwanted removal
- 22.0 to 24.0V for working voltage range of SLC
- UL listed (UL268 7<sup>th</sup> Edition)

## 4. Addressable modules



Data Sheets

### UL listed addressable modules

#### [1] Twin relay module, FRRU004-TRM4



- Dry contact addressable module
- Two typical form C dry contacts at 24VDC 2A, 125VAC 0.5A
- One simple LED for status indication
- 22.0 to 24.0V for working voltage range of SLC
- Simple and accurate address setting without mechanical switches
- UL listed

#### [2] Miniature contact module, FRRU004-MCM



- Input signal addressable module, mini-size
- NFPA Class B (Style B) for IDC
- 5.1k $\Omega$ , 1/2W end-of-line resistor for IDC
- 22.0 to 24.0V for working voltage range of SLC
- Simple and accurate address setting without mechanical switches
- UL listed

#### [3] Single contact module, FRRU004-SCM4



- Input signal addressable module
- One simple LED for status indication
- NFPA Class B (Style B) for IDC
- 5.1k $\Omega$ , 1/2W end-of-line resistor for IDC
- 22.0 to 24.0V for working voltage range of SLC
- Simple and accurate address setting without mechanical switches
- UL listed

#### [4] Dual contact module, FRRU004-DCM4



- Input signal addressable module, two inputs
- One simple LED for status indication
- NFPA Class A (Style D) and Class B (Style B) for IDC
- One address in Class A, two addresses in Class B for IDC
- 5.1k $\Omega$ , 1/2W end-of-line resistor for IDC in Class B
- 22.0 to 24.0V for working voltage range of SLC
- Simple and accurate address setting without mechanical switches
- UL listed

#### [5] Conventional initiating zone module, FRRU004-CIZM4



- Addressable module for conventional detectors
- One simple LED for status indication
- NFPA Class A (Style D) and Class B (Style B) for IDC
- 15.7 to 22.6V output voltage range of IDC
- 5.1k $\Omega$ , 1/2W end-of-line resistor for IDC in Class B
- 22.0 to 24.0V for working voltage range of SLC
- Simple and accurate address setting without mechanical switches
- UL listed

#### [6] Monitored output module, FRRU004-MOM4



- Wet output addressable module
- One simple LED for status indication
- NFPA Class B (Style Y) for NAC
- UL listed with potter/Amesco<sup>®</sup>, GENTEX<sup>®</sup>, and Cooper Wheelock<sup>®</sup> syncro-modules and devices
- 24VDC, 2A rating for connected device power (releasing device and NAC)
- 5.1k $\Omega$ , 1/2W end-of-line resistor value for notification appliance
- 5.1k $\Omega$ , 1/2W with diode, end-of-line device for releasing device
- 22.0 to 24.0V for working voltage range of SLC
- Simple and accurate address setting without mechanical switches
- UL listed

#### [7] Short circuit isolator, FQIU004-SCI



- One simple LED for status indication
- Self-restoring LED indication
- 22.0 to 24.0V for working voltage range of SLC
- UL listed

#### [8] Analog input module, FRRU004-AIM



- One simple LED for status indication
- Monitors the analog input of 4 to 20mA
- 0.5A rating for connected device
- 22.0 to 24.0V for working voltage range of SLC
- Simple and accurate address setting without mechanical switches
- UL listed

#### [9] Gas suppression control unit, FRRU004-GSCU



- Field control unit for gas suppression systems
- Two addresses
- Programmable NAC, DI (discharge Indicator), abort, and manual release circuits
- NFPA Class B (Style B) for IDC and Class B (Style Y) for NACs and DI
- 2 NACs and 1 DI, 3.0A in total
- 5.1k $\Omega$ , 1/2W end-of-line resistor for IDC and NACs and DI
- Equipped with changeover switch (Auto & Manual or Manual only) and countdown timer
- Status LEDs for power input, changeover switch, abort, manual release, trouble, suppression disabled, pre-discharge, discharge
- 22.0 to 24.0V for working voltage range of SLC
- Simple and accurate address setting without mechanical switches
- UL listed

## Japan Standard Addressable Modules

### [1] Wet output module 4-circuit, 1 address, FRRJ001A-Y-S



- 1 address with 4 circuits
- Return signal per circuit for device activation confirmation
- Circuits applicable to input signals
- 2A maximum voltage output per circuit

- Dry typical form A contact for return signal
- 24.0V for rated operating voltage of SLC
- Simple and accurate address setting without mechanical switches
- Slim unit

### [2] Wet output module 16-circuit, 4 address, FRRJ001-Y-4S



- 4 addresses with 16 circuits
- Return signal per circuit for device activation confirmation
- Circuits applicable to input signals
- 2A maximum voltage output per circuit

- Dry typical form A contact for return signal
- 24.0V for rated operating voltage of SLC
- Simple and accurate address setting without mechanical switches
- Slim unit

### [3] Dry contact module 4-circuit, 1 address, FRRJ001A-Y-SS



- 1 address with 4 dry contacts and 4 inputs
- Return signals or input signals available
- Dry typical form A contact at 30VDC, 2A ralling

- 24.0V for rated operating voltage of SLC
- Simple and accurate address setting without mechanical switches
- Slim unit

### [4] Dry contact module 8-circuit, 2 address, FRRJ001-Y-2SS



- 2 addresses with 8 dry contacts and 8 inputs
- Return signals or input signals available
- Dry typical form A contact at 30VDC, 2A ralling

- 24.0V for rated operating voltage of SLC
- Simple and accurate address setting without mechanical switches
- Slim unit

### [5] Dry contact module 16-circuit, 4 address, FRRJ001-Y-4SD



- 4 addresses with 16 dry contacts
- Dry typical form A contact at 30VDC, 2A ralling
- 24.0V for rated operating voltage of SLC

- Simple and accurate address setting without mechanical switches
- Slim unit

### [6] Addressable module for initiating device 4 address, FRRJ001-Y-4F



- 4 consecutive addresses per unit
- NFPA Class B (Style B) for IDC
- Nohmi conventional fire detectors compatible

- 24.0V for rated operating voltage of SLC
- Simple and accurate address setting without mechanical switches
- Slim unit

### [7] Addressable module for initiating device 16 address, FRRJ001-Y-16F



- 16 consecutive addresses per unit
- NFPA Class B (Style B) for IDC
- Nohmi conventional fire detectors compatible

- 24.0V for rated operating voltage of SLC
- Simple and accurate address setting without mechanical switches
- Slim unit

## 5. System monitoring program



Data Sheets

### System monitoring program, CNI016N



- Max. 195,840 addresses configurable per SMP
- Max. 64 nodes available on network
- Remote monitoring of networked system via VPN
- Max. 1,000,000 symbols available per SMP
- DXF & BMP data applicable to floor plans
- Group functionality same as FACP
- Current event list
- Event log for up to 50,000 events per SMP
- Analog value trend indication
- Sensor monitoring
- 4 system control switches
- Designed for Microsoft Windows 8 and 10

### System interface unit, CSC004



- NFPA Styles 4 and 7 wiring applicable
- Max. 64 nodes available on network
- Max. length between two nodes as 600m for copper/metal cable, 2,000m for 50/125 fiber optic cable, 1,700m for 62.5/125 fiber optic cable, and 5,000m for 9/125 fiber optic cable
- Status LEDs
- 110V and 240V for AC universal input

## 6. Address setting unit

### FZAW004-P



- Electric address setting compatible with all Nohmi addressable devices

# Conventional fire alarm systems

## 1. Conventional fire alarm control panels and annunciators



Data Sheets

### ■ Fire alarm control panels

#### [1] 5 zones without telephone system, FAPN202-R-5L



- Dedicated 5 zones fire alarm system
- Simple fire alarm functionality
- Various test functions
- Self-diagnosis system
- Mis-operation inhibit function
- Built-in surge arrestor for power lines
- Back-up power supply (Ni-Cd battery)
- 220V, 50/60Hz for AC input

#### [2] 10 and 20 zones with telephone system, FAPN105N series



- 10 and 20 zones fire alarm system available
- Various test functions
- Self-diagnosis system
- Mis-operation inhibit function
- Built-in surge arrestor for power lines
- Built-in telephone system
- Fire zone indication by both zone plates and digital display
- 1,000 event log
- Functions programmable at site
- Back-up power supply (Ni-Cd battery)
- 220V, 50/60Hz for AC input

#### [3] 30 to 100 zones with telephone system, FAPN104N series



- 30 to 100 zones fire alarm system available
- Various test functions
- Self-diagnosis system
- Mis-operation inhibit function
- Built-in surge arrestor for power lines
- Built-in telephone system
- Fire zone indication by both zone plates and digital display
- 25 programmable dry contacts
- 10,000 event log
- Functions programmable at site
- Back-up power supply (Ni-Cd battery)
- 220V, 50/60Hz for AC input

### ■ Annunciators

#### [1] 5 zones without telephone system, FIPN203-S-5L



- Dedicated to 5 or less 5 zones fire alarm system
- Zone plate indication with red LEDs
- Audible device (electronic buzzer) equipped

#### [2] 10 to 100 zones with telephone system, FIPN103 series



- 10 to 100 zones fire alarm system applicable
- Zone plate indication with red LEDs
- Built-in telephone system
- Audible device (electronic buzzer) equipped

## 2. Conventional fire detectors



Data Sheets

### Conventional spot type smoke detectors

#### [1] FDK series – FDK246N & FDK246-X



- Very low profile
- 2-wire system
- 24VDC for rated operating voltage
- Small monitoring current of 45 $\mu$ A
- Remote indication circuit available (FDK246-X)

#### [2] FDKU634-D-X



- Very low profile (28.7mm/1.13 inch only in height)
- 2-wire system
- Wide range input voltage 15.0 to 28.8VDC
- High air velocity rating
- LEDs for 360° Viewing
- Sensitivity check by flashing LED
- IP42
- Remote indication circuit available
- UL listed (UL268 7<sup>th</sup> Edition)

### Conventional projected beam smoke detector, FDGJ series – FDGJ103-D-X & FDGJ203-D-X



- Wide and high coverage within 100m distance
- Sensitivity drift compensation of contamination or a slight shift in the optical system
- Light synchronized system preventing false alarms
- Simple optical axis setting
- Optical remote test switch for easy maintenance
- 24VDC for rated operating voltage

### Conventional rate-of-rise heat detector, FDPJ series – FDPJ106-D, FDPJ206-D, FDPJ206-D-T, FDPJ206-D-M, FDPJ206-D-X etc.



- Low profile
- 2-wire system
- Rate-of-rise operates when the temperature increases 10°C (FDPJ106), 15°C (FDPJ206 series) per minute occurs
- Remote testing mechanism available (FDPJ206-D-T)
- Response lamp holding circuit available (FDPJ206-D-M)
- Remote indication circuit available (FDPJ206-D-X)
- 30VDC 75mA for contact ratings

### Conventional fixed temperature heat detector, FDLJ series – FDLJ906-D-65, FDLJ906-DW-65, FDLJ106-DW-X75, FDLJ106-DW-S75 etc.



- 65°C or 75°C operating temperature
- 2-wire system
- Physical protector equipped
- Alarm response lamp (LED)
- Water proof type available (FDLJ906-DW-65, FDLJ106-DW-X75, FDLJ106-DW-S75)
- Remote indication circuit available (FDLJ106-DW-X75)
- Dry contact circuit available (FDLJ106-DW-S75)
- 30VDC 75mA for contact ratings (62mA for FDLJ106-DW-S75)

# Flame detectors

## Flame detectors and control panels

### Non-explosion proof type flame detector

#### [1] PDCJ001-D



- Infrared three-wavelength flame detector (with testing function)
- Non explosion proof type
- 24VDC for rated operating voltage
- Dustproof and waterproof (equivalent to "IP66")
- Horizontal and vertical 90° angle view for detection (the angle at which the monitoring distance is 1/2 to the front direction)
- Equipped with self-diagnosis function
- High sensitivity (33cm<sup>2</sup> normal heptane flame detector at 60m front distance)
- Reliable fire detection CO<sub>2</sub> resonance radiation principle, operation on flickering flame
- Approximately 3 seconds for delay time (changeable by setting)



Data Sheets

#### [2] Addressable flame detector, FDCJ004-D



- Infrared three-wavelength spot type flame detector (with testing function)
- Non explosion proof type
- 24VDC for rated operating voltage
- Dustproof and waterproof (equivalent to "IP66")
- Equipped with self-diagnosis function
- High sensitivity
- Reliable fire detection CO<sub>2</sub> resonance radiation principle, operation on flickering flame
- Long monitoring range Max. 25m (50° from the center) to max. 45m (0° from the center)
- Wide viewing area 100° (50° in all directions from the center line of the detector downward to the floor)
- The Japanese standard approved product



Data Sheets

#### [3] Conventional flame detector, FDCJ002-D-X



- Infrared type flame detector
- CO<sub>2</sub> resonance radiation principle, operation on flickering flame
- 2-wire system
- 13 to 20m monitoring distance
- 100° angle view for detection
- With remote indication circuit
- 24VDC for rated operating voltage
- The Japanese standard approved product

### Explosion proof type flame detector, PDCJ002-E



- Infrared three-wavelength flame detector (with testing function)
- Explosion proof type Exde II CT5 (Body: Explosion proof type, Terminal: Increased safety)
- 24VDC for rated operating voltage
- Dustproof and waterproof (equivalent to "IP66")
- Horizontal and vertical 90° angle view for detection (the angle at which the monitoring distance is 1/2 to the front direction)
- Equipped with self-diagnosis function
- High sensitivity (33cm<sup>2</sup> normal heptane flame detector at 60m front distance)
- Reliable fire detection CO<sub>2</sub> resonance radiation principle, operation on flickering flame
- Approximately 3 seconds for delay time (changeable by setting)



Data Sheets

## Dedicated control panel for flame detector

### [1] PAPJ002-R-4/8/12L(-P) for PDCJ001-D



- 4, 8, and 12 zones or 75°C operating temper
- 2-wire system
- Physical protector equipped
- Alarm response lamp (LED)
- Water proof type available (FDLJ906-DW-65, FDLJ106-DW-X75, FDLJ106-DW-S75)
- Remote indication circuit available (FDLJ106-DW-X75)
- Dry contact circuit available (FDLJ106-DW-S75)
- 30VDC 75mA for contact ratings (62mA for FDLJ106-DW-S75)

### [2] FPI012B-1L~5L-A, -D for PDCJ002-E



- 1 to 5 zones (IR3 flame detector 1 unit / zone)
- Wall mounting, Indoor type
- 100V±10%, 50/60Hz for AC input (FPI012B-1L~5L-A) 24V±10% for DC input (FPI012B-1L~5L-D)

## Aspirating smoke detection system

### Conventional aspirating smoke detector

#### Protecview FDNA002-R



- Super-high to low level sensitivity from 0.001 to 20.0%/m
- Total scattered light detection principle
- Large flow rate fan
- Bar graph smoke density indicator
- 24VDC or 100 VAC for rated input voltage
- Stand-alone system product



Data Sheet & Video

# Others

## 1. Notification appliances



Data Sheets

### Fire alarm bells – FBM01U-D, FBM023, FBM023-D, FBW013-EA



- Motor driven type alarm bell
- High sound output with low current consumption
- Low RFI noise
- Lead wire connection
- 24VDC for rated operating voltage
- Indoor, Outdoor type (FBM01U-D)
- Rainproof type available (FBW013-EA)
- Polarized type available (FBM01U-D, FBM023-D)
- UL listed product available (FBM01U-D)

### Strobe/Horn, NEC3-24WR



- Low profile
- Field selectable candela options of 15, 30, 60, 75, and 110
- NAC synchronization feature with Gentex AVSM control module
- 24VDC for rated operating voltage
- UL listed

### Strobe Light, S-24WR



- Low profile
- Field selectable candela options of 15, 30, 60, 75, and 110
- NAC synchronization feature with Nohmi Addressable FACPs or dedicated modules
- Instant voltage verification feature
- 24VDC for rated operating voltage
- UL listed

### Horn, EH-24R



- Low profile
- NAC synchronization feature with Nohmi Addressable FACPs or dedicated modules
- Instant voltage verification feature
- 24VDC for rated operating voltage
- UL listed

## 2. Manual stations



Data Sheets

### Manual Push Button, FMMN, FMRN, FMBN series – FMMN102-U, FMMN102-UW, FMMN202-U, FMRN102-U, FMBN102-U, FMBN102-UW



- Cutting-edge compact design
- Push-button-type
- Easy reset after operation
- Addressable and conventional types available
- 30VDC 500mA (FMMN & FMRN) for contact ratings
- Indoor and Outdoor types available
- Telecommunication means provided (except for FMMN202-U)
- Response lamp provided (except for FMMN202-U)

## Pull Station, FMM01U series - FMM01U-SK2, FMM01U-SK1



- Single or dual action pull down activation
- Key reset
- 30VDC 1A or 125VAC 1A for switch contact ratings
- Terminal connectors
- Gold plated SPST and contacts
- High-gloss enamel finish
- Plastic break rod
- UL listed

## 3. Location lamps



Data Sheets

## FLPJ series - FLPJ002, FDPJ002-W, FLPJ004, FLPJ004-W



- Cutting-edge new design (FLPJ004, FLPJ004-W)
- Noticeable red color
- Low current and high durability
- Wide and high visibility
- Outdoor type available

## 4. Remote indicator lamps

### FLL series - FLL061-AB, FLL061-C



- White cover plate and red LED with translucence lamp cover
- Two sizes available (70mm x 115mm and 65mm x 88mm)
- 50mA maximum rated current

## 5. Combination boxes



Data Sheets

### FWLN series



- Three-in-one composition (location lamp, manual push button, alarm bell)
- Cutting-edge new design
- Addressable and conventional available
- Surface and recess mountings available
- Easy installation and maintenance
- Indoor / Outdoor type available

## 6. Explosion proof devices

### Manual station, FMEJ201-RG (1/2 R10)



- Flame proof and explosion proof product
- Exde II CT6 for explosion class and ignition grade
- Location lamp equipped
- Applicable to both indoor and outdoor uses
- 24VDC for rated operating voltage

## Fire alarm bell, EMB-6 DC24V



- Rain proof and explosion proof product
- Exd II BT4 for explosion class and ignition grade
- 24VDC for rated operating voltage

## Location lamp, EC2A-110M

- Exd II BT4 for explosion class and ignition grade
- 24V AC/DC rated operating voltage

## 7. Fire door closing devices

### SLDJ004 series – SLDJ004-U-E, SLDJ004-U-M



- Latch type
- Electrical resetting type and manual resetting type available
- 24VDC for rated operating voltage

## 8. Lightning arrester units

### FZL116 series – FZL116-E-40L-T (40 terminals), FZL116-K1-80L-T (80 terminals), FZL116-K1-120L-T



#### [Arrester unit and diode unit]

- 60VDC or less for max. permissible circuit voltage
- DC or not more than 150kHz for frequency band
- Impulse protection performance
- \* In common mode – Between a line and ground
  - ~ Initial max value 350V or less
  - ~ Max. value during operation 20V or less

- \* In normal mode – Between any two lines
  - ~ Initial max value 350V or less
  - ~ Max. value during operation 20V or less
- 20kA for impulse current (at impulse current waveform of 80/20μS)

## 9. Flame monitoring system

### UVS-05BN, UVS-06CN



- Battery type (UVS-05BN)  
24VDC wiring type (UVS-06CN)
- Ultraviolet detector
- Indoor type
- High sensitivity detection distance of 4m (About 3cm lighter flame in front of the detector)
- Detection within 15 seconds

- Wide viewing area (60° above and below the horizontal surface of the sensor, 50° to the left and right from the vertical surface of the sensor)
- Multilingual voice alarm (Japanese, English, Chinese, Korean)
- Sound level of 80dB or more (at 1m in front of the sensor)

## 10. Miscellaneous

- Protector for heat & smoke detectors, FZP012-L



- Telephone hand set, SC-PA1



- Detector tester for heat detector, HK-3



- Body, pole, bag and adaptor
- Heating Cartridge selling separately

- Detector tester (Gas type) for smoke detector, FTGW001-Z



- Test gas selling separately

- Detector tester for flame detector, FTEJ001-P



- Recess mounting box
- 6.0V for rated operating voltage
- Test distance within 20cm
- 0°C or 40°C ambient temperature (except dewfall)
- Compatible with FDCJ002-D-X

- Detector tester for flame detector, FTEJ002-P



- Recess mounting box
- 6.0V for rated operating voltage
- Test by closed range
- 0°C or 40°C ambient temperature (except dewfall)
- Compatible with FDCJ004-D, PDCJ001-D

- Sensitivity measuring unit, FTD024



- AC100V
- 0°C or 40°C ambient temperature

- Pole for tester, ZERJ002-15, 45, 60 & ZEAJ001



- Three size available (1.5m, 4.5m, 6.0m)
- Compatible with HK-3, FTGW001-Z, FTEJ001-P, FTEJ002-P

# Foam fire extinguishing systems

## Low to medium expansion foam fire extinguishing system



Data Sheet & Video

### Low Expansion Foam System



- Engineered System
- P, AFFF, AR-AFFF foam type available
- Low expansion foam system
- Foam head, Foam nozzle, Foam chamber, Foam monitor system
- Wide operating flow rate and less pressure loss proportioner available
- Wide range of capacity foam tank available

### MIDEX III



- Self-contained manual type foam fire extinguishing system
- Indoor type
- AFFF foam type and S/AR foam type available
- Applicable fires: Class A and Class B fires
- Discharge distance  
Low expansion foam: Approx. 10m (at 20°C)  
Medium expansion foam: Approx. 5m (at 20°C)
- Hose length 20m
- Effective and fast-acting
- Easy manual switching between low and medium expansion foam
- Easy to use for a single person
- No need for plumbing or electrical works
- At least 70 seconds (at 20°C) for discharge time

# Nitrogen gas fire suppression systems

## 1. Clean agent fire suppression systems & Components



Data Sheet & Video

### NN100 gas suppression system



- UL listed IG-100
- Zero ozone depletion and zero global warming potential
- No carbon dioxide and no halocarbons
- Engineered type

### NN100 package EX



- Compact package unit
- Zero ozone depletion and zero global warming potential
- No carbon dioxide and no halocarbons
- 220V to 240V±10%, 50/60Hz for AC input
- Maximum room volume covered by one storage cylinder
  - 49m<sup>3</sup> for Class A fire
  - 39m<sup>3</sup> for Class B and C fire

### Noise reduction nozzle



- Pendant and sidewall type available
- Decreases impact on HDDs caused by the gas discharge noise
- Easily replace existing nozzles
- 90m<sup>3</sup>/min for nozzle flow rate
- Sound pressure level of 97dB (pendant type), 99dB (sidewall type) on 1m away at a 45° angle in front of the discharge point

### Transparent gas discharge indicator



- Sophisticated design
- More visual impact when used Designed to not be noticed until needed
- Enhanced display for people with color-blindness
- Multi-lingual support (Displayable up to four languages)


## 2. Fire suppression system for object protection

### 750/1500/2250 CNF/TW



- Gas output at ambient temperature
- Non-pressurized nitrogen storage
- Discharge sound level: Less than 99dB with silencer (optional), 127dB without silencer
- No global warming potential
- Low pressure gas release
- Aspirating smoke detection (750/1500/2250 CNF) Linear heat detection (750/1500/2250 TW)
- 110/230V for AC input
- Flexible User Interface positioning
- Back-up battery: 4 hrs (750/1500/2250 CNF), 12 hrs (750/1500/2250 TW)
- Interconnectivity up to 8 systems
- Maintenance free
- No residue clean up
- Long shelf life



 "Nohmi Quality" you can trust

---

**⚠ NOTE:**

The information contained herein does not purport to cover all the details or variations of the equipment described, nor to provide for every possible contingency that may be met in connection with its installation, operation or, maintenance.

Specifications are subject to change without notice. Contact Nohmi before relying on the information.

Actual performance is based on proper application of the product by a qualified professional.

Should further information be required or should particular concerns arise that are not covered sufficiently for the Purchaser's purposes, the matter should be referred to Nohmi or your nearest distributor.

---

**Distributed by :**



**PT. LAX TEKNOLOGI INDONESIA**

Ruko Aralia Blok HY43 No 40  
Pusaka Rakyat, Tarumajaya  
Bekasi 17214 Indonesia  
[www.lax.co.id](http://www.lax.co.id)